











Legend

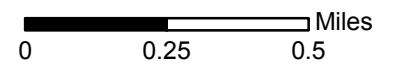
-  HUC11 Watershed Boundary
-  Municipal Boundary
-  Parcel Boundary
-  Streams & Waterbodies
-  Roads
-  T1 Permitted Discharges
-  Discharge to Ground Water
-  Discharge to Surface Water

Septic Service Areas

-  Developable Septic Service Areas

Sewer Service Areas

-  Maple Shade Park Avenue Wastewater Treatment Plant
-  Areas with Existing Connection to Sewer Service



Burlington County Wastewater Management Plan

Amending the Tri-County Water Quality Management Plan

Map 3M- 19: Maple Shade Township Wastewater Service Areas

Prepared by: Burlington County Department of Resource Conservation
 Mailing Address: PO Box 6000
 Mount Holly, NJ 08060
 Physical Address: 624 Pemberton Browns Mills Road
 Pemberton, NJ 08068

Date: 4/17/2017

